


Anupam Tiwari

Number of Funds Managed



As on Dec-22 Portfolio

Asset Allocation




As on Dec-22 Portfolio

Top 10 Sector

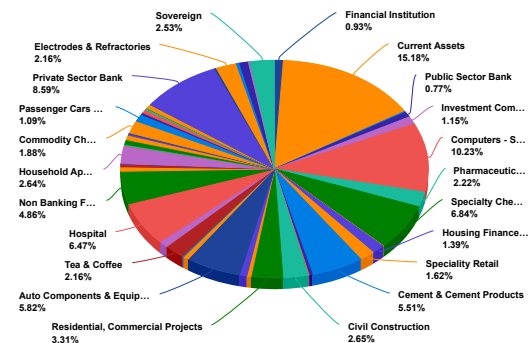
Sector Name	Allocation (%)
Current Assets	15.18
Computers - Software & Consulting	10.23
Private Sector Bank	8.59
Specialty Chemicals	6.84
Hospital	6.47
Auto Components & Equipments	5.82
Cement & Cement Products	5.51
Non Banking Financial Company (NBFC)	4.86
Residential, Commercial Projects	3.31
Civil Construction	2.65

As on Dec-22 Portfolio

Rating Allocation



Sector Exposure



As on Dec-22 Portfolio

Top 10 Company

Company Name	Sector Name	Allocation (%)
CBLO(CCIL)	Current Assets	12.39
ICICI Bank Ltd.	Private Sector Bank	3.41
HDFC Bank Ltd.	Private Sector Bank	2.87
Net Receivables/(Payable)	Current Assets	2.79
Narayana Hrudayalaya Ltd.	Hospital	2.78
JK Lakshmi Cement Ltd.	Cement & Cement Products	2.73
Fine Organic Industries Ltd.	Specialty Chemicals	2.64
Krishna Institute of Medical Sciences Ltd.	Hospital	2.62
Galaxy Surfactants Ltd.	Specialty Chemicals	2.57
Brigade Enterprises Ltd.	Residential, Commercial Projects	2.23

As on Dec-22 Portfolio

Rating Allocation(Top 10)

Instrument Name	Rating Set	Allocation (%)
Equity	Unrated	83.37
Money Market	Unrated	12.39
Net Receivables/(Payables)	Unrated	2.79
Gilt	Sovereign	1.22
T Bill	Sovereign	1.19
Bond	AAA & Eq	0.94
Debentures	AA & Eq	0.35
Debentures	AAA & Eq	0.29
Debentures	AA & Eq	0.12
SDL	Sovereign	0.12

Top Fund Return

Scheme Name	Inception Date	Returns(%)						
		1 M	3 M	6 M	1 Y	3 Y	5 Y	Since Inception
Axis Small Cap Fund - Reg - Growth	29-Nov-2013	-1.66	-0.42	9.69	0.05	23.88	17.01	22.41
Axis Equity Saver Fund - Reg - Growth	14-Aug-2015	-0.29	1.07	4.75	-1.39	7.64	7.46	7.38
Axis Balanced Advantage Fund - Reg - Growth	01-Aug-2017	-0.76	0.84	5.04	-1.57	7.72	6.59	6.87
Axis Multicap Fund - Reg - Growth	17-Dec-2021	-2.20	-1.31	7.24	-3.46	--	--	-2.12

Lumpsum Performance (Growth of Rs. 10,000)

Scheme / Benchmark / Additional Benchmark	1 Year		3 Years		5 Years		Since Inception		Since Inception
	Return (%)	Amount (₹)	Return (%)	Amount (₹)	Return (%)	Amount (₹)	Return (%)	Amount (₹)	
Axis Small Cap Fund - Reg - Growth	2.63	10262.00	25.72	19869.00	16.63	21598.00	22.61	63780.00	29-Nov-2013
Nifty Smallcap 250 TRI	-2.64	9737.00	26.22	20111.00	6.61	13774.00	18.09	45350.00	
	--	--	--	--	--	--	--	--	
Axis Equity Saver Fund - Reg - Growth	-0.18	9982.00	8.06	12619.00	7.52	14373.00	7.42	16960.00	14-Aug-2015
NIFTY Equity Savings Index*	--	--	--	--	--	--	--	--	
	--	--	--	--	--	--	--	--	
Axis Balanced Advantage Fund - Reg - Growth	-0.42	9958.00	8.25	12683.00	6.63	13791.00	6.92	14370.00	01-Aug-2017
NIFTY 50 Hybrid Composite Debt 65:35 Index	4.92	10490.00	13.06	14453.00	11.38	17150.00	11.06	17654.00	
	--	--	--	--	--	--	--	--	
Axis Multicap Fund - Reg - Growth	-1.79	9821.00	--	--	--	--	-1.06	9890.00	17-Dec-2021
NIFTY 500 Multicap 50:25:25 index	1.70	10169.00	--	--	--	--	4.00	10415.00	
	--	--	--	--	--	--	--	--	

Fund Manager History

Mutual Fund Name	Fund Name	Category	Sub-Category	Period		Return(%)
				From	To	
Axis Mutual Fund	Axis Balanced Advantage Fund	Hybrid	Dynamic Asset Allocation or Balanced Advantage	11-Jul-2017	Till Date	6.75
Axis Mutual Fund	Axis Equity Saver Fund	Hybrid	Equity Savings	06-Oct-2016	Till Date	7.75
Axis Mutual Fund	Axis Multicap Fund	Equity	Multi Cap Fund	26-Nov-2021	Till Date	-2.23
Axis Mutual Fund	Axis Small Cap Fund	Equity	Small cap Fund	06-Oct-2016	Till Date	17.76
Sundaram Mutual Fund	Sundaram Balanced Advantage Fund	Hybrid	Dynamic Asset Allocation or Balanced Advantage	16-Dec-2011	22-Sep-2016	15.94
Sundaram Mutual Fund	Sundaram Equity Savings Fund	Hybrid	Equity Savings	11-Jan-2012	02-Jul-2012	3.65
Sundaram Mutual Fund	Sundaram Focused Fund	Equity	Focused Fund	16-Dec-2011	22-Sep-2016	18.40

*Report is generated as per date - 20-Jan-2023

*Annualised Return(%)